

9.043
8.918
8.168
7.570
7.494
7.146
5.396
4.484
4.392
3.646
2.725
2.632
2.419
2.109
1.896
1.548
1.473
.875
.125
0

DOWN 90.00° R .032

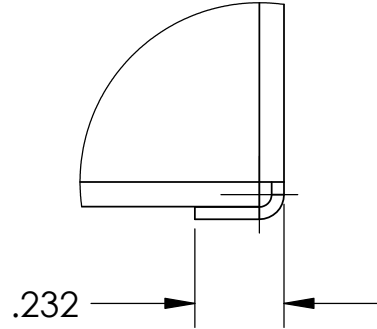
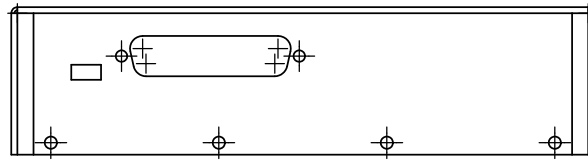
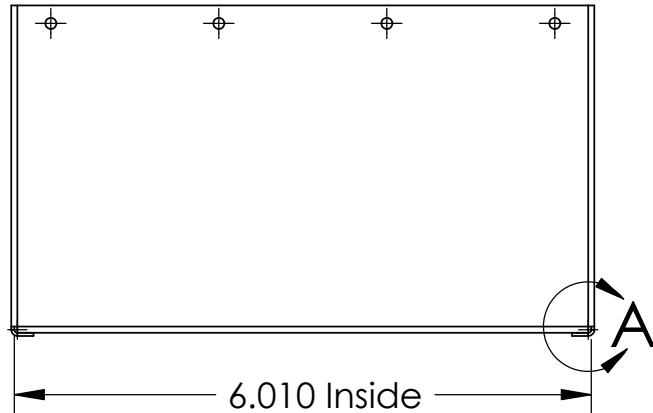
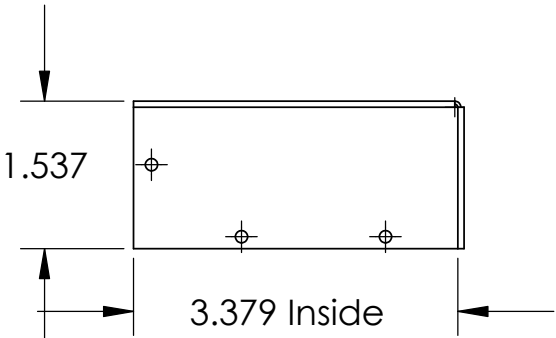
DOWN 90.00° R .032

DOWN 90.00° R .032

DOWN 90.00° R .032

0
.132
.210
.288
.420
R.132 4 pl.
1.852
1.631
1.597
.256
.221
0
Ø .120 2 pl.
Ø .129 14 pl.

0
.188
1.125
2.625
3.657
3.867
3.958
4.077
4.114
4.769
4.894



DETAIL A
SCALE 2 : 1

PROPRIETARY AND CONFIDENTIAL
THE INFORMATION CONTAINED IN THIS DRAWING IS THE SOLE PROPERTY OF Integrated Knowledge Systems. ANY REPRODUCTION IN PART OR AS A WHOLE WITHOUT THE WRITTEN PERMISSION OF Integrated Knowledge Systems IS PROHIBITED.

		UNLESS OTHERWISE SPECIFIED:		NAME	DATE	Integrated Knowledge Systems			
		DIMENSIONS ARE IN INCHES TOLERANCES: FRACTIONAL ± ANGULAR: MACH ± BEND ± TWO PLACE DECIMAL ± THREE PLACE DECIMAL ±	DRAWN			TITLE: SmTop			
			CHECKED						
			ENG APPR.						
			MFG APPR.						
		INTERPRET GEOMETRIC TOLERANCING PER:	Q.A.			SIZE B			
		MATERIAL Al 6061	COMMENTS:						
		FINISH							
NEXT ASSY	USED ON					DWG. NO.	REV A		
APPLICATION		DO NOT SCALE DRAWING				SCALE: 1:2	WEIGHT:	SHEET 1 OF 1	